

# Elevetor MAX technical data sheet

## 1. DESCRIPTION

Modular formwork for lightweight structural fillings up to 300cm height



## 2. TECHNICAL SPECIFICATION

Formwork, foot and spacer material	-	Recycled polypropylene 100% Type GRAPLENE
Pipe material	-	PVC
Formwork dimension*	cm	71 x 71 x H15
Foot dimension	mm	Ø int 125 - 160 - 200
Spacer dimension	cm	50 x 7
Weight formwork / foot / spacer	kg	3,0 (± 10%) / 0,13 / 0,13
Place of production	-	Italy

\* in consideration of the recycled material, the measures should be evaluated with a tolerance of ± 1,5%

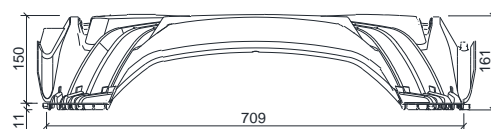
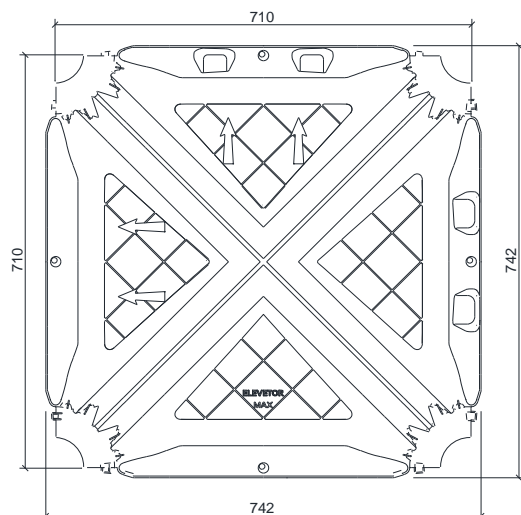
Concrete consumption** (m <sup>3</sup> /m <sup>2</sup> )	Ø Pipe	Formula***
	125	[0,025x(h-0,15)]+0,036
	160	[0,040x(h-0,15)]+0,036
	200	[0,063x(h-0,15)]+0,036

\*\* The volume is subject to changes depending on the pouring conditions and material tolerances

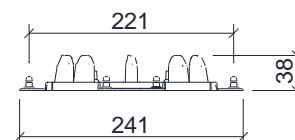
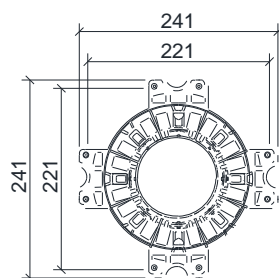
\*\*\* Where "h" is the height of formwork expressed in m.

### 3. TECHNICAL DRAWINGS

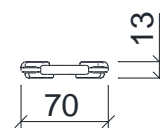
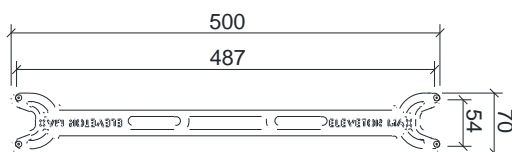
#### Formwork



#### Foot



#### Spacer



## 4. LOAD CHART

### Pipe Ø 125 cm

LOAD CLASS	Distributed load (kg/m <sup>2</sup> )	Upper slab thk. (cm)	Reinforcement *	Pipe Reinforcement *	Slab on grade thk. (cm)	Subgrade thk. (cm)	Pressure on soil (ULS) (kg/cm <sup>2</sup> )**
Residential [Cat. A]	0 - 500	5	Ø6 / 20x20	4 Ø6	5	-	1,60
Crowd places [Cat. B e C]	500 - 1.000	6	Ø6 / 15x15	4 Ø6	5-7	0-5	1,42
Commercial [Cat. D]	1.000 - 2.500	6-8	Ø8 / 15x15	4 Ø6	7-10	5-15	1,45
Industrial and storage [Cat. E]	2.500 - 5.000	8-12	Ø10 / 20x20	4 Ø8	10-15	15-20	1,71
> 5.000 kg/m <sup>2</sup>	> 5.000	To be evaluated contacting Geoplast's technical dept.					

### Pipe Ø 160 cm

LOAD CLASS	Distributed load (kg/m <sup>2</sup> )	Upper slab thk. (cm)	Reinforcement *	Pipe Reinforcement *	Slab on grade thk. (cm)	Subgrade thk. (cm)	Pressure on soil (ULS) (kg/cm <sup>2</sup> )**
Residential [Cat. A]	0 - 500	5	Ø6 / 20x20	4 Ø6	5	-	1,18
Crowd places [Cat. B e C]	500 - 1.000	6	Ø6 / 15x15	4 Ø6	5-7	-	1,42
Commercial [Cat. D]	1.000 - 2.500	6-8	Ø8 / 15x15	4 Ø6	7-10	5-10	1,59
Industrial and storage [Cat. E]	2.500 - 5.000	8-12	Ø10 / 20x20	4 Ø8	8-12	10-15	1,84
> 5.000 kg/m <sup>2</sup>	> 5.000	To be evaluated contacting Geoplast's technical dept.					

### Pipe Ø 200 cm

LOAD CLASS	Distributed load (kg/m <sup>2</sup> )	Upper slab thk. (cm)	Reinforcement *	Pipe Reinforcement *	Slab on grade thk. (cm)	Subgrade thk. (cm)	Pressure on soil (ULS) (kg/cm <sup>2</sup> )**
Residential [Cat. A]	0 - 500	5	Ø6 / 20x20	4 Ø6	5	-	0,89
Crowd places [Cat. B e C]	500 - 1.000	6	Ø6 / 15x15	4 Ø6	5	-	1,42
Commercial [Cat. D]	1.000 - 2.500	6-8	Ø8 / 15x15	4 Ø6	5-8	0-5	1,60
Industrial and storage [Cat. E]	2.500 - 5.000	8-12	Ø10 / 20x20	4 Ø8	8-12	5-10	1,59
> 5.000 kg/m <sup>2</sup>	> 5.000	To be evaluated contacting Geoplast's technical dept.					

It is the designer's responsibility to evaluate that the soil is able to guarantee the pressures indicated and evaluated on New Elevator h200cm (formwork's height). In the presence of concentrated loads or other variables, please contact Geoplast's technical office. The values shown in this table consider complete maturation of the concrete - 28 days.

\* Minimum reinforcement calculated in relation to the maximum load value referred to the identified category.

\*\*The values shown, calculated in accordance with EN 1992-1-1, are purely indicative and are strongly influenced by the mechanical characteristics of the soil. The actual sizing must be evaluated case by case by an engineer.

## 5. PACKAGING AND TRANSPORT

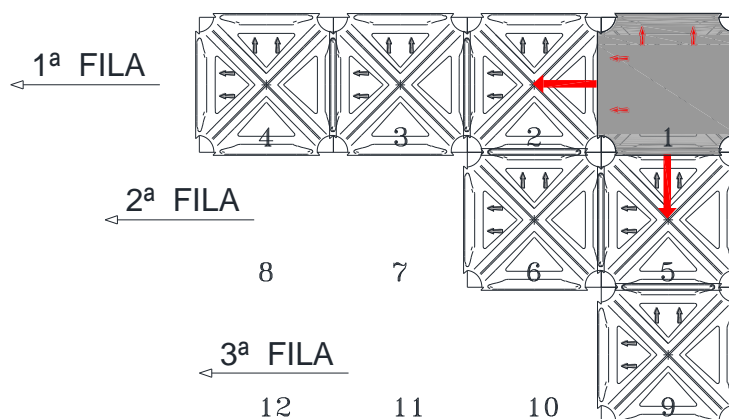
Formwork Code		EELEMAX7171
Packaging dimensions	cm	150 x 150 x H255
N° Pieces - m <sup>2</sup> pallet	-	560 – 280
Packaging type	-	Stacked and wrapped in plastic film on pallet
Package gross weight formwork (pallet included)	kg	1700

Foot Code		EBASEMA7171	EBASEMS7171	EBASEMD7171
Dimensions	mm	Ø125	Ø160	Ø200
Packaging dimensions	cm	100 x 120 x H250	100 x 120 x H250	100 x 120 x H250
N° Pieces	-	5000	5000	5000
Packaging type	-	Stacked and wrapped in plastic film on pallet		
Package gross weight formwork (pallet included)	kg	670		

Spacer Code		EDISTEM7171
Packaging dimensions	cm	80 x 120 x H170
N° Pieces	-	4400
Packaging type	-	Stacked and wrapped in plastic film on pallet
Package gross weight formwork (pallet included)	kg	592

## 6. INSTALLATION (laying) METHOD

The Elevetor Max installation is carried out by placing the formwork from right to left and from top to bottom, always keeping the arrow printed upwards. It is essential to check the correct fitting of the feet



Before beginning the installation of the elements, it is recommended that you consult Geoplast's design tables in order to position the elements properly. For proper installation, in compliance with safety regulations, please refer to the installation manual.

## PIPE technical data sheet

### 1. DESCRIPTION

PVC support structure with an external diameter of 125, 160 and 200 mm and a thickness from 1,8 to 2,8 mm.



### 2. TECHNICAL DATA

Dimensions	cm	75 > 200		
Thickness	mm	1,8/2,0	2,1/2,4	2,5/2,8
External Diameter	mm	Ø 125	Ø 160	Ø 200
Product Code	-	EELTUBN0000	EELTUBS0000	EELTUBD0000
Material	-	PVC		

## STRIP technical data sheet

### 1. DESCRIPTION

Polystyrene strip for lateral closure of the remaining space between formwork and wall



### 2. TECHNICAL DATA

	Pipe Ø125 - Ø160	Pipe Ø200
Dimensions (cm) (base x height x length )	8 x 11 x 150	9 x 11 x 150
Material	EPS	EPS
Product Code	EELLISS0150	EELLISD0150